

FOX 12-30

HYDRAULIC CRAWLER DRILL



WOLF®



FOX - I2-30C

The perfect choice for demanding operations and extraordinary results!

The FOX series of hydraulic drilling rigs is an excellent option for rock drilling equipment, suitable for use in quarries, open-pit mines, construction companies, and drilling service providers, among other applications. This equipment delivers high productivity with low operational costs and features 100% national technology.

The FOX 12-30, developed and designed by WOLF, is fully hydraulic and requires only a single operator.

This equipment enables drilling diameters ranging from 2 1/2" to 4" (64 to 102 mm), using the W19 Surface Hammer system.

Self-sufficient, the FOX 12-30 is equipped with a Cummins 6-cylinder Mechanic Diesel Engine (6CTA 8.3, 234 HP), water-cooled.

FOX I2-30C

- **Lowest Operational Cost in Its Category**
- **Simple Operation and Maintenance**
- **Reduced Diesel Consumption**
- **Lower Labor Requirements**
- **Worldwide Dealer Network Providing Assistance and After-Sales Support.**





SINCE
1974

The Equipment

The FOX 12-30 offers two air-conditioned cabin options: The Standard Version, which already exceeds safety and comfort standards, and the Optional Version, which is ROPS/FOPS-certified.

High-Performance Hydraulic System: Equipped with two hydraulic pumps (piston/gear) with load sensing, coupled to the diesel engine for maximum efficiency.

LED Lighting: Powerful LED headlights to ensure safe and effective operations, even at night.

Joystick Controls: Simplified operation for a single operator. Inside the cabin, all controls are strategically positioned to maximize efficiency and safety.



Unmatched Power and Versatility!

Boom Extension: Increases drilling reach by up to 1.2 meters, preventing unnecessary movement and maximizing productivity.

Audible Safety: Reverse alarm that alerts about equipment movement, enhancing workplace safety.

Suction Efficiency: Movable nozzle/hood of the dust collector, improving visibility and ensuring a perfect seal for optimized suction.




Master drilling with absolute precision.

New Undercarriage System: Designed to tackle any challenge with unmatched robustness and durability.

Structural Steel Chassis: Built for heavy-duty operations, featuring two compensating cylinders that allow a $\pm 10^\circ$ front/rear oscillation, ideal for rough terrains.

Forged Rollers: Oil-lubricated and maintenance-free, ensuring continuous and worry-free operation.

Special Steel Track: Triple grouser shoes with 350mm width, heat-treated links, pins, and bushings for maximum durability.



Cutting-edge technology at your fingertips.

Interactive Digital Display inside the cabin, continuously showing and monitoring all indicators such as Pressure, Flow Rate, Temperatures, and Operations, with an integrated Digital Inclinometer, providing the correct boom angle for drilling (X and Y axes).

This **Digital Display** also presents Operator Alerts, indicating when the equipment is approaching or due for Preventive Maintenance and suggesting Possible Solutions for Detected Issues.



WOLF CARE+ You produce, we take care of everything!


Preventive Monitoring Program: Based on the factory's service intervals to maximize performance and minimize unexpected downtime.

Preventive Visits: WOLF Care+ reduces the risk of unexpected breakdowns, increasing your equipment's availability. Our technicians are highly skilled at performing the necessary inspections, ensuring the best performance from your WOLF Drill Rig.

P.M.P. - Preventive Maintenance Program: Scheduled maintenance carried out in strict accordance with the PMP, developed by our team of technicians and engineers. (Excluding wear parts and lubricants)

<p>DIESEL ENGINE</p> <p>Cummins Model 6cc 6CTA 8.3 - 234HP Water Cooled Diesel Tank Capacity: 300 lt</p>	<p>TRACTION</p> <p>Maximum Speed: 3.8 km/h Traction Force: 56596 Nm Climbing Ramp: 36% Truck Oscillation: +/- 10°</p>
<p>ROD CHANGER</p> <p>Carousel Type with 3.66 m (12') Rods Capacity: 6+1 Rods Rod Greaser</p>	<p>COMPRESSOR UNIT</p> <p>Screw Type Flow: 300 - 347 CFM / PCM Pressure: 105 - 145 PSI (7 – 10 bar)</p>
<p>BOOM</p> <p>Length: 7 meters Effective Length: 4.5 meters</p>	<p>DUST COLLECTOR (Standard)</p> <p>Primary Type: Cyclone/Secondary: 12 filters Suction Capacity: 35m³/min (882 CFM)</p>
<p>HYDRAULIC CABLE ADVANCE</p> <p>Planetary Reduction System</p>	<p>CLEANING SYSTEM</p> <p>Water Cleaning Tank Capacity: 150 liters (33 gal)</p>

Note: The FOX equipment series is equipped with a Dust Collector and/or Water Cleaning system to meet the requirements of the Mining Regulatory Standards (NRM), as outlined in Decree-Law No. 227 of 02/28/1967. Specifically, NRM 09 - Items 9.1.3.1 and 9.1.3.2.



Working Pressure: 140 bar (2,030 PSI)
Impact Power: 19 kW (26 hp)
Impact Frequency: 2.600 BPM
Weight: 237 kg
Rotational Torque: 750 Nm (533 lbf/ft)
Thread Type: T38 / T45
Drilling Diameter: 2 1/2" - 4"
Magazine / Rod Quantity: Carousel 6 + 1
Rod Length: 3.6m (12")

- Dust Collector (Primary and Secondary)
- Anti-Jamming
- Night Lights (Additional 4 headlights)
- Sound Kit (Horn + Siren)
- Water Tank
- NR13 Certified Water Tank
- Nitrogen Charger
- Rearview Mirror
- Grinder
- Emergency Button (Installed on Boom)
- Cabin with ROPS and FOPS Certified Air Conditioning
- Depth Meter

STANDARD
STANDARD
STANDARD
STANDARD
OPTIONAL
OPTIONAL
OPTIONAL
OPTIONAL
OPTIONAL
OPTIONAL
OPTIONAL

Technical Delivery

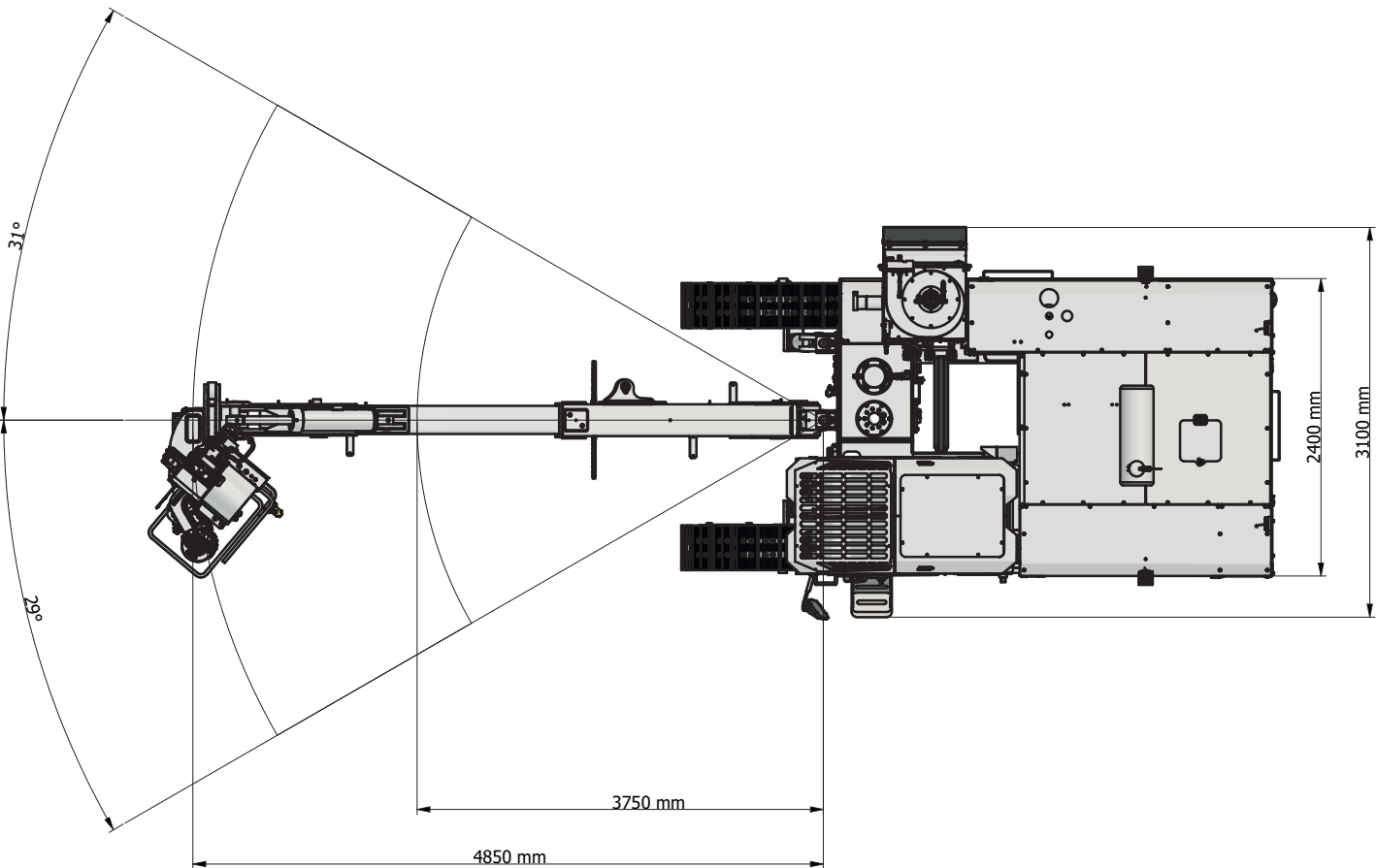
The technical delivery of the equipment is carried out in the field and consists of:

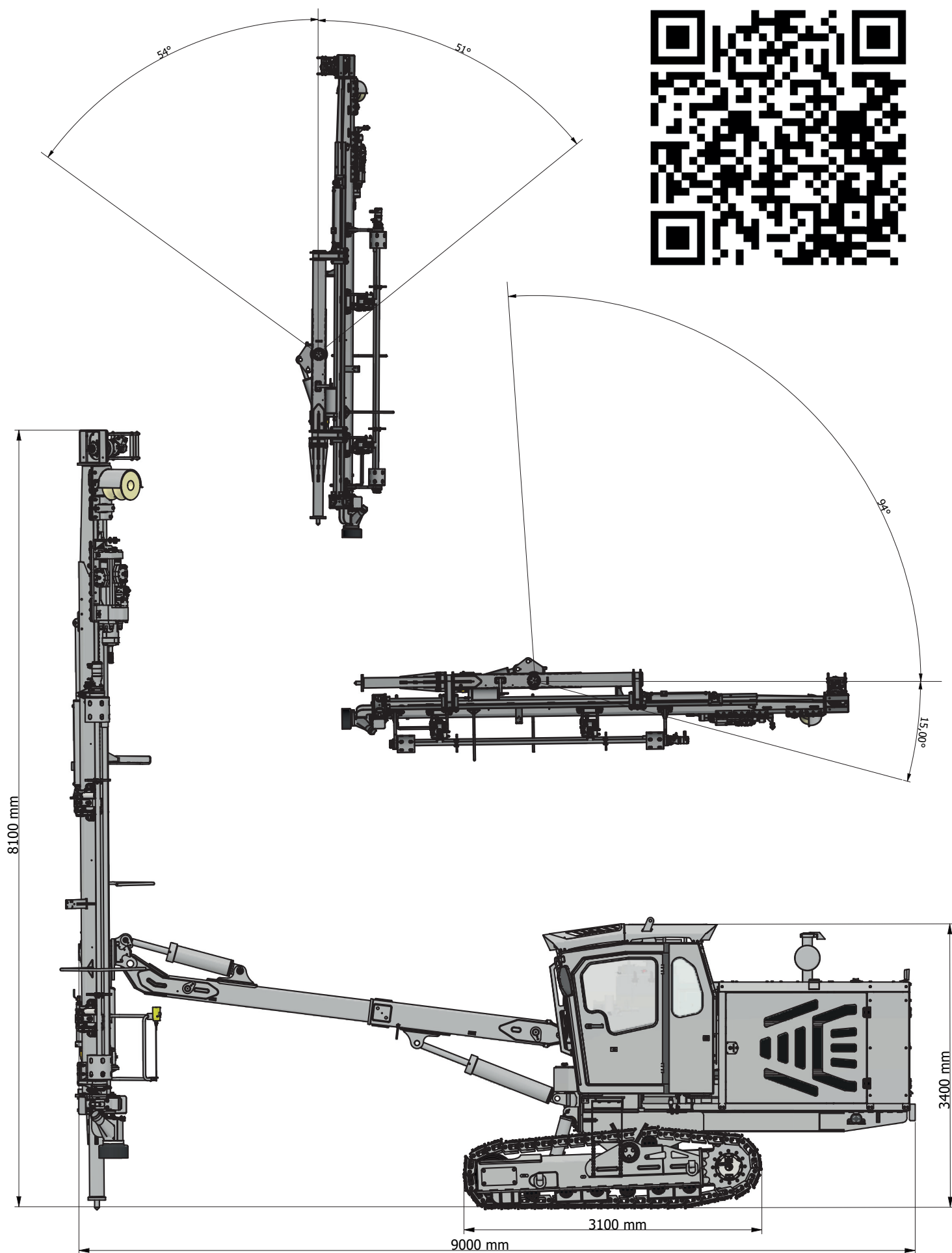
- General presentation of the equipment and main components;
- Procedures for initial daily operation;
- General checks (water and lubricant levels, pressure adjustments, hammer calibration);
- Preventive maintenance of the equipment;
- Practical operational training.


Dimensions

TRANSPORT

Length: 8.951 mm	Width: 3.035 mm	Height: 3.752 mm	Weight: 13.000 Kg
------------------	-----------------	------------------	-------------------







WOLF®

Matriz – Fábrica (Indaiatuba/SP – Brasil)

+ 55 (19) 3825-6530

info@wolf.com.br

www.wolf.com.br

BRANCHES

WOLF – Minas Gerais

(Belo Horizonte/MG)

Atuação: MG

+ 55 (31) 3361-0648

mg@wolf.com.br

WOLF – Mato Grosso

(Nobres – MT)

Atuação: MT

+ 55 (65) 99973-0565

info@wolf.com.br

WOLF – Paraná

(Colombo/PR)

Atuação: PR / SC

+ 55 (41) 3656-3572

parana@wolf.com.br

WOLF – Rio Grande do Sul

(Porto Alegre/RS)

Atuação: RS

+ 55 (51) 3059-9023

rs@wolf.com.br

WOLF Américas

Estados Unidos (U.S)

+ 1 (407) 704-2051

info@wolfdrill.com

www.wolfdrill.com

WOLF – Nordeste

(Salvador/BA)

Atuação: BA/SE/PE/AL/PB/RN

+ 55 (71) 3379-6959

bahia@wolf.com.br